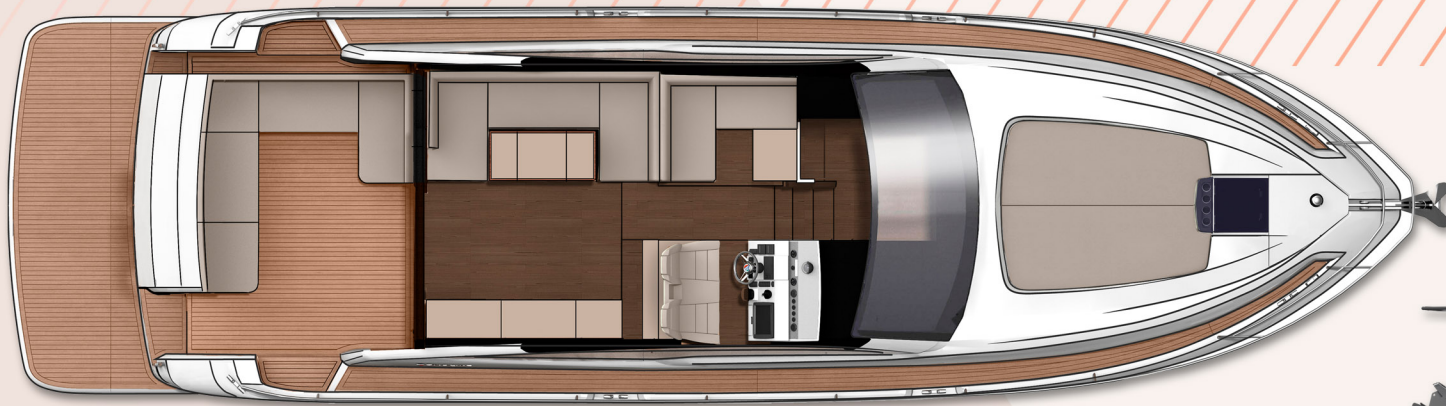



# TARGA 50 GT



- Main Deck




- Main Deck - Galley Up (optional)



- 2 Cabin



- 3 Cabin (optional)



## Principal Dimensions

Length overall (incl. pulpit):	51'4" (15.64m)
Length overall (excl. pulpit):	50'8" (15.44m)
Beam (incl. gunwale):	14'2" (4.32m)
Draft:	3'10" (1.17m) unloaded
Airdraft:	15'1" (4.6m)
Transport height:	15'10" (4.83m)
Berths:	4 - 7
Fuel capacity:	288 gallons / 346 US gallons (1,309 litres)
Water capacity (incl. calorifier):	106 gallons / 127 US gallons (482 litres)
Dry weight (approx.):	13.28 tonnes / 14.88 US tons (13,500kg)
Type approval:	CE Category B
Capacity:	16 people

## Engines & Performance

2 x Volvo Penta IPS650 D6-480	2 x Volvo Penta IPS700 D8-550
Max. power: 960 hp	Max. power: 1100 hp
Drive: IPS	Drive: IPS
Fuel: Diesel	Fuel: Diesel
Max. speed: 31 knots	Max. speed: 32 knots



# TARGA 50 GT

## Deck

- Anchor chain locker
- Anchor winch & controls
- Bathing platform (fixed height)
- Bathing platform swim ladder
- Calibrated galvanised anchor chain
- Carbon fibre ensign staff
- Fenders (x5)
- Full set of IMCO navigation lights
- Hot & cold-water transom shower
- Moulded non-slip deck surface
- Riding light
- Rubbing strake
- Self-stowing Delta® anchor
- Stainless steel bow, spring & stern cleats
- Stainless steel bow fairleads
- Stainless steel pulpit rail
- Stainless steel stemhead roller
- Stainless steel transom wing cleats
- Toughened glass curved single piece windscreen
- Twin horns
- Water filler
- Windscreen washers / wipers

## Cockpit

- Boat hook
- Canopy (white, no windows)
- Cup holders
- Engine room access hatch
- Fender stowage
- Fixed height GRP table
- Fusion® Apollo audio
- Life raft stowage
- Manual bilge pumps
- Mooring lines & stowage
- Moulded non-slip deck surface
- Seating with storage
- Transom gate
- Teak laid floor
- Warp lockers

## Helm

- Analogue gauges
- Bilge pump switches with integral operating warning lights & audible alarms
- Controls for engine bay fire extinguisher system
- Cup holders
- Electronic single-lever throttle & gear controls
- Full digital engine instrumentation including; tachometers, oil pressure gauges, temperature gauges, audible alarms & engine hour meters
- Garmin GMI 20 instrument display
- Garmin VHF marine radio
- High speed magnetic compass
- IPS joystick
- Opening window (manual)
- Remote anchor winch controls
- Ruder position indicator
- Searchlight control
- Twin helm seats with storage to base

## Main Saloon

- Companion seat
- Fixed height dining table
- Fusion® Apollo audio
- LED ceiling lights
- Sideboard with storage for bottles & glasses
- Sofa
- Sliding patio door
- Timber floor
- TV
- Venetian blinds

## Lower Saloon

- Access to day head
- Eye-level storage lockers
- First aid kit
- Fixed height dining table
- LED ceiling lights
- Lighting to stair risers
- Sofa with storage
- Timber floor
- Venetian blind

## Galley

- Ceramic hob (2 burner)
- Crockery & cutlery (6 person)
- Electrical control panel
- Extractor fan
- Eye-level storage lockers
- Fire extinguisher
- Fridge/freezer
- Integrated waste bin
- LED ceiling lights
- Microwave combi oven
- Sink with hot & cold mixer tap
- Smoke alarm
- Solid Surface® worktop
- Timber floor
- Underfloor larder
- Venetian blind



# TARGA 50 GT

## VIP/Forward Cabin

- Bedding
- Bedside tables
- Carpet
- Escape hatch to foredeck with blind
- Eye-level storage lockers
- Feature windows with single opening porthole
- Full length mirror
- LED ceiling lights
- Reading lights
- Sliding scissor berth
- Storage drawers under bed
- Upholstered bedhead & surround
- Venetian blinds
- Wardrobes

## VIP/Forward Cabin En Suite

- Electric silent-flush freshwater toilet
- Extractor fan
- Feature window with opening porthole
- Full set of bathroom fittings
- Full standing height shower
- Mirror
- Shower tray automatic pump-out system
- Solid Surface® vanity unit with locker & basin
- Stowage locker
- Timber floor
- Towel rail
- Towel set
- Venetian blind

## Master Cabin

- Bedding
- Bedside tables
- Carpet
- Double bed
- Feature windows with opening portholes
- Fusion® Apollo audio
- LED ceiling lights
- Reading lights
- Sofa
- TV
- Upholstered bedhead & surround
- Venetian blinds
- Wardrobes with mirrored doors

## Master Cabin En Suite

- Electric silent-flush freshwater toilet
- Extractor fan
- Eye-level storage lockers
- Feature window with single opening porthole
- Full set of bathroom fittings
- Full standing height shower
- LED ceiling lights
- Mirror
- Shower tray automatic pump-out system
- Solid Surface® vanity unit with locker and basin
- Timber floor
- Towel rail
- Towel set
- Venetian blind

## 3rd Cabin, Bunk (optional in lieu of lower saloon)

- Bedding
- Bunk beds (x2)
- Carpet
- Full length mirror
- LED ceiling lights
- Opening porthole
- Reading lights
- Venetian blind
- Wardrobe

## Interior Décor

- Choice of interior finishes selected by the Fairline Yachts Design Studio
- Satin Oak timber

## Hullform & Construction

- Antifouling protection to hull
- Deep 'V' hull
- Design, layout & detailing by AM Yacht Design and the Fairline Yachts Design Studio
- Full length moulded spray deflectors
- Integrally moulded engine bearers
- Polyurethane foam cores throughout deck for strength & thermal insulation
- Resin infused hull, liner, deck & superstructure with hand laid components
- Transverse & longitudinal strengthening stringers
- White hull

## Electrical Systems

- All 240V, 24V & 12V circuits (USA: 2x 110V [220V] 60Hz) protected by circuit breakers with main electrical load control panel
- Generator
- Heavy duty circuit breakers
- Isolating switches to all batteries
- 12 Volt
- Batteries - 2x heavy duty batteries for domestic services
- 1x heavy duty batteries exclusively for port engine starting
- 1x heavy duty batteries exclusively for starboard engine starting
- Emergency battery coupling system
- 240 Volt
- Polarity check & earth leakage protection system
- Regulated power supply
- Shore power supply

## Engines & Sterngear

- Access through cockpit hatch
- Automatic bilge pumps for engine bay with manual 'on' override
- Automatic engine room fire extinguisher system
- Electric engine room fans
- Electric trim tabs with cathodic protection
- Engine room lights
- Engine room soundproofing
- Seacocks on all inlets/outlets below waterline

# TARGA 50 GT

## Fuel System

- Changeover valve system
- Emergency fuel shut off valves
- High capacity water separators & fuel filters
- Individual filters & vents to port & starboard
- Twin fuel tanks with balance pipe

## Freshwater System

- Automatic, pressurised supply
- Calorifier hot water system
- Water tank

## Black Waste

- Holding tank

## Commissioning

- Commissioning, pre-delivery inspection & handover  
at the Fairline Commissioning Centre, Ipswich UK